

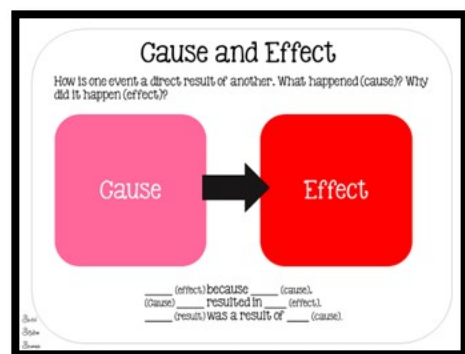
Colonization

Primary Source Practice

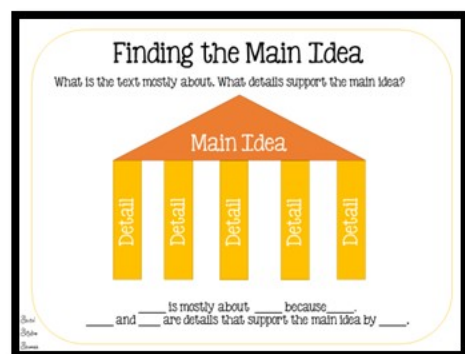


Primary Source Practice

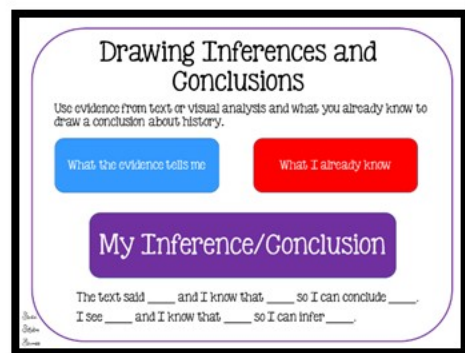
Students often struggle analyzing primary sources. The traditional strategies are not successful in helping students practice the thinking that is required for primary source analysis on state level exams such as the STAAR. After a careful analysis of test released questions, I have determined that a majority of primary source test items are dependent on four specific Social Studies skills. I have created graphic organizers to help students think through each of these four specific skills: **cause and effect**, **main idea**, **inferencing**, and **drawing a conclusion**.



This particular skill appears in two ways on the STAAR; both the causes and effects of a primary source event. To help students think through the process of analyzing the cause and effect of primary source events, I have developed two different graphic organizers that show both events leading to a cause, and the effects of a cause.



Finding the main idea is a skill often associated with reading primary source excerpts. Students are required to read the excerpt and identify the topic prior to answering a specific question about the primary source. These graphic organizers will help students find the main idea in order to answer subsequent questions.




Creating an inference and drawing a conclusion are actually two different discrete skills that are often associated together. They require different methods to practice each skill. Each of the graphic organizers I have designed will help students either create an inference or draw a conclusion.

Primary Source Practice

The first step of introducing *Primary Source Practice* is to MODEL THE THINKING that is involved with analyzing a primary source. Read the primary source excerpts to your students and define any unfamiliar words. Explain to your students that analyzing a primary source is based on specific thinking skills and if they can recognize the skill, the primary source will become easier to read and analyze. Project one of the *Primary Source Practice* pages and model step by step how you would analyze the source. Ask questions as you model, so that your students can help you complete the graphic organizer. Use these *Primary Source Practice* pages towards the end of your unit. The more background knowledge your students have on the topic, the easier the primary sources will be for your students to analyze.



For the image analysis, I have included both a large image for you to project, as well as the smaller image in the graphic organizer. Practice examining the image by breaking it down into smaller quadrants. Look at the upper left, the upper right, the lower left, then the lower right. Ask questions about what they see in each portion of the image.



Main Idea

Who was involved?

What is happening?

Primary Source

"...God requireth not an uniformity of religion to be enacted and enforced in any civil state; which enforced uniformity, sooner or later, is the greatest occasion of civil war, ravishing of conscience, persecution of Christ Jesus in his servants, and of the hypocrisy and destruction of millions of souls.

...An enforced uniformity, running throughout a nation or civil state, confounds the civil and religious ..."

John Winthrop, "The Model of Christian Charity," 1630

When is this occurring? What era?

Where is this taking place?

PREVIEW

Cause and Effect

Primary Source

...many of their men being dead and sick and weake... Afterwards they began to plant their corne, and Squanto showed them both the maner how to set it, and after how to dress & tend it. Also he tould thme how they gott fish & set with it in the ground...

Bradford's History "Of Plimoth Plantation"
Diary Entry, 1621, Plymouth Colony

Effects of Primary Source

What are the effects of the event identified in the primary source?

-
-
-

Content Analysis

Who was involved? What is happening? When is this occurring? Where is this taking place?

PREVIEW

Main Idea

What is the main idea of this primary source?

Summary

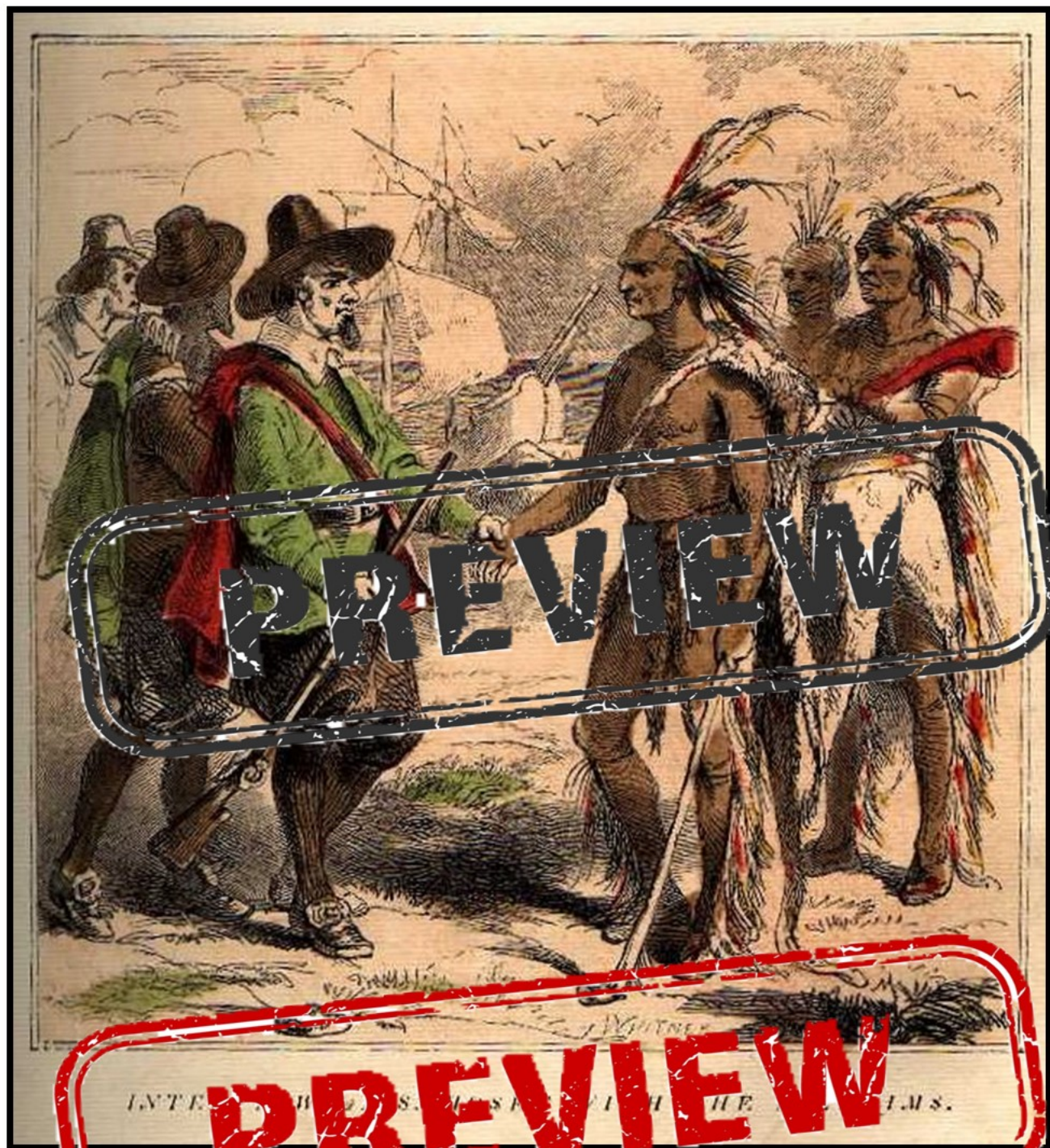
How can you summarize the primary source in 1-2 sentences?

PREVIEW

Final Question

What is the relationship between the primary source and the effects?

Primary Source Practice



Interview of Sam. Jett with the Pilgrims, book engraving, 1853

Cause and Effect

Causes of Primary Source

What are the causes of the event identified in the primary source?

-
-
-
-
-

Primary Source



START HERE

Content Analysis

Who was involved? What is happening? When is this occurring? Where is this taking place?

PREVIEW



Summary

How can you summarize the primary source in 1-2 sentences?



Main Idea

What is the main idea of this primary source?

PREVIEW

Final Question

What is the relationship between the primary source and its causes?





Terms of Use

thank you!

Thank you for your purchase and support. Your satisfaction and positive feedback is the greatest compliment you can offer me! I appreciate your business and I hope you and your students enjoy using my resources. Please take a moment to review my terms of use.

Permitted

- ☐ Please use this resource for your own classroom. Make all the copies you need for your students.
- ☐ Upload to a LMS that restricts access to only your students like Google Drive, Google Classroom, OneDrive, Edmodo, Canvas, and Schoology.
- ☐ Tell your friends where you purchased this resource.

Not Permitted

- ☐ Please do not give this resource to another teacher or sell it to anyone else like Course Hero.
- ☐ Do not save it to a common drive where other teachers have access to it.
- ☐ Do not share the resource in any online groups.
- ☐ Do not take it apart and resell it.
- ☐ Do not use it in an online course like Outschool where you profit off of my work.

©Social Studies Success, LLC. All rights reserved. *Social Studies Success* is a trademark of Social Studies Success, LLC. Failure to comply is a copyright infringement and a violation of the Digital Millennium Copyright Act (DMCA). Clipart and elements found in this PDF are copyrighted and cannot be extracted and used outside of this file without permission or license. All images are taken from public domain, licensed and purchased from Shutterstock, Adobe Stock Images, Dreamstime Stock Images, or these talented artists. This includes images taken by employees of various US Government agencies; images published prior to 1923; or images that have otherwise been released to public domain. Custom photography by Dawn Virias. Doodle notes is a trademarked term used with permission. Please visit doodlenotes.org for more information.



Clip Art and Fonts





Want more??

Did you  the lesson and want others like it?

5th Grade



World Cultures



Texas History



US History



Click on an image to explore more exciting lessons.



Interested in
Professional
Development
from Social
Studies
Success?

Do you want to learn more engaging strategies for Social Studies? Are you interested in techniques for classroom discussion? Need tips for struggling readers or writers? Intimidated by all the vocabulary necessary for teaching Social Studies? Need ideas for using anchor charts in your classroom? Take an online on-demand PD course from me! Find out more [here](#).

I love *connecting* and *sharing ideas* with teachers!
You can find me on social media and through my website.



www.pinterest.com/SSSuccess/



<https://twitter.com/@SSSuccess1>



<https://www.facebook.com/SocialStudiesSuccess/>



https://www.instagram.com/social_studies_success/



www.SocialStudiesSuccess.com



SocialStudiesSuccess1@gmail.com



About the Author

What do I believe about Social Studies instruction?

- ✓ Students need to be engaged to learn.
-Schlechty's *Design Qualities of engagement*
- ✓ History can be fun and rigorous at the same time.
-Bower's *Bring Learning Alive!*
- ✓ All students can learn – we just need to support them in different ways.
-Seidlitz's *Seven Steps*
- ✓ Kids need to continuously review content through games and engaging activities.
-Himmele's *Total Participation Techniques*
- ✓ Writing is essential for learning, not just assessment.
-Daniels' *Content Area Writing*
- ✓ Vocabulary instruction must be intentional and engaging.
-Marzano *Academic Vocabulary*
- ✓ History should not be trivial pursuit – dig deeper and teach with essential questions and enduring understandings.
-Wiggins & McTighe *Essential Questions*
- ✓ Students are social – purposeful talk is crucial to learning.
-Walsh *Quality Questioning*
- ✓ Students need to read in Social Studies – reading informational text cannot be mastered without constant practice.
-Kinsella's *Considerate Text*
- ✓ "Soft skills" of collaboration, communication, critical thinking, and creativity are essential to future success in the job market.
-Muir *Reasons Millennials Get Fired*
- ✓ The best way to improve reading comprehension and scores, is to focus on building knowledge through Social Studies instruction.
-Wexler *The Knowledge Gap*



Dawn Viñas has served in education for over a quarter of a century.

Dawn earned her Master's degree in Curriculum and Instruction from Texas A&M University. In her education journey, she was shaped by her various roles as a classroom teacher, instructional coach, curriculum coordinator, professional development trainer, university professor, and teacher-author. Dawn has provided Social Studies professional development for over 20 years to more than 10,000 teachers from Alaska to Florida. In 2015, Dawn started Social Studies Success[®] with the mission to revolutionize social studies instruction. With a goal of improving instruction, Dawn is currently providing consulting, classroom resources, and professional development services to several school districts across the state of Texas. Do you have a question, or would you like to purchase a license for your district? You can reach Dawn [here](#).



Social Studies Success

REVOLUTIONIZING SOCIAL STUDIES INSTRUCTION