

The Three Branches of Government Card Sort



The Three Branches of Government Card Sort

The purpose of this game is to help students review the roles and responsibilities of the three branches of government. Make one set and conduct the activity as a whole group or to make an interactive anchor chart. Make several sets and allow students to work with a partner to complete the set.

Directions: Prepare the game by printing out the plan title cards and the cards for the card sort. I would make enough sets for students to work with a partner. You can copy them on different colored cardstock, so the sets don't get mixed up. If you are limited on time, you can print one set, post the title cards on your board, and then give each student one card to place.

In Round One, challenge the students to place the correct descriptions in the correct category. If you look closely, you will notice all of the executive branch cards have the same frame, the legislative branch the same frame, etc. This is to allow you to do a quick check while you are walking around checking students work.

In Round Two, ask the students to hold up two cards that show a check and a balance. For example, they could hold up the card "President", and the card "Can impeach the president".

EXECUTIVE BRANCH

Small Text Success®

President

Small Text Success®

Vice - President

Small Text Success®

Cabinet

Small Text Success®

**President is
elected every
4 years**

Social Studies Success®

**Has a group
of advisors to
help lead**

Social Studies Success®

**Signs bills
into law**

Social Studies Success®

**Enforces the
laws of the
Constitution**

Social Studies Success®

**Commander
-in-
Chief**

Social Studies Success®

Can veto bills

Social Studies Success®

**Make treaties
with foreign
countries**


Social Studies Success®

**Appoints
judges to the
Supreme
Court**

Social Studies Success®



Social Studies Success®



Social Studies Success®



Social Studies Success®



Social Studies Success®

LEGISLATIVE BRANCH

Social Studies Success®

Congress

Social Studies Success®

Senate

Social Studies Success®

House of Representatives

Social Studies Success®

**Writes bills
and proposes
laws**

Social Studies Success®

**Approves
Supreme
Court Justices**

Social Studies Success®

**Approves
government
spending**

Social Studies Success®

**Can impeach
the president**

Social Studies Success®

**Can declare
war**

Social Studies Success®

**Funds
government
services**


Social Studies Success®

**Approves the
president's
cabinet
members.**

Social Studies Success®

**Larger states
have more
representation.**

Social Studies Success®



Social Studies Success®



Social Studies Success®



Social Studies Success®



Social Studies Success®

JUDICIAL BRANCH

Social Studies Success®

**Supreme
Court**

Social Studies Success®

**Judges and
Justices**

Social Studies Success®

**Jury of your
peers**

Social Studies Success®

**Interprets the
Constitution**

Social Studies Success®

**State
Court**

Social Studies Success®

**Federal
Court**

Social Studies Success®

**Nine Justices on
the Supreme
Court**

Social Studies Success®

**Supreme Court
Justices are
appointed by
the president**

Social Studies Success®

**Supreme Court
Justices are
approved by
the Senate**

Social Studies Success®

**Provides fair
and speedy
trials**


Social Studies Success®

**Supreme Court
reviews cases
of national
importance**

Social Studies Success®



Social Styles Success®



Social Styles Success®



Social Styles Success®



Social Styles Success®



Terms of Use

thank you!

Thank you for your purchase and support. Your satisfaction and positive feedback is the greatest compliment you can offer me! I appreciate your business and I hope you and your students enjoy using my resources. Please take a moment to review my terms of use.

Permitted

- ☐ Please use this resource for your own classroom. Make all the copies you need for your students.
- ☐ Upload to a LMS that restricts access to only your students like Google Drive, Google Classroom, OneDrive, Edmodo, Canvas, and Schoology.
- ☐ Tell your friends where you purchased this resource.

Not Permitted

- ☐ Please do not give this resource to another teacher or sell it to anyone else like Course Hero.
- ☐ Do not save it to a common drive where other teachers have access to it.
- ☐ Do not share the resource in any online groups.
- ☐ Do not take it apart and resell it.
- ☐ Do not use it in an online course like Outschool where you profit from my work.

©Social Studies Success, LLC. All rights reserved. *Social Studies Success* is a trademark of Social Studies Success, LLC. Failure to comply is a copyright infringement and a violation of the Digital Millennium Copyright Act (DMCA). Clipart and elements found in this PDF are copyrighted and cannot be extracted and used outside of this file without permission or license. All images are taken from public domain, licensed and purchased from Shutterstock, Adobe Stock Images, Dreamstime Stock Images, or these talented artists listed below. This includes images taken by employees of various US Government agencies; images published prior to 1923; or images that have otherwise been released to public domain.



Clip Art and Fonts

